


Suzuki TCI-unit

Typenr.: 32900-47020 / BB1201

| | |
|----------------|-----------|
| Suzuki GS250 | 1980 1981 |
| Suzuki GSX400E | 1980 1981 |
| Suzuki GSX400L | 1980 1981 |
| Suzuki GSX400S | 1980 1981 |
| Suzuki GS450E | 1981 1982 |
| Suzuki GS450L | 1981 1982 |
| Suzuki GS450S | 1980 1981 |
| Suzuki GS450T | 1981 1982 |
| Suzuki GS550 | 1980 |




Original

Description

CARMO-ADI

| | | |
|-------------------|-------------------|--------|
| 1. : Orange/White | 12V | Orange |
| 2. : White | Ignition coil 1 L | White |
| 3. : Green/White | Pick-up 1 L | Green |
| 4. : Black/Yellow | Ignition coil 2 R | Yellow |
| 5. : Brown | Pick-up 2 R | Brown |
| 6. : Black/White | Ground | Black |
| 7. : Black/White | Ground | Black |




Dutch

Suzuki TCI-unit

Typenr.: 32900-47020 / BB1201

| | |
|----------------|-----------|
| Suzuki GS250 | 1980 1981 |
| Suzuki GSX400E | 1980 1981 |
| Suzuki GSX400L | 1980 1981 |
| Suzuki GSX400S | 1980 1981 |
| Suzuki GS450E | 1981 1982 |
| Suzuki GS450L | 1981 1982 |
| Suzuki GS450S | 1980 1981 |
| Suzuki GS450T | 1981 1982 |
| Suzuki GS550 | 1980 |



Original

- 1. : Oranje/Wit
- 2. : Wit
- 3. : Groen/Wit
- 4. : Zwart/Geel
- 5. : Bruin
- 6. : Zwart/Wit

Description

- 12V
- Bobine 1 L
- Pick-up 1 L
- Bobine 2 R
- Pick-up 2 R
- Massa


CARMO-ADI

- Oranje
- Wit
- Groen
- Geel
- Bruin
- Zwart

- 7. : Zwart/Wit

- Massa

- Zwart




German

Suzuki TCI-Einheit

Typenr.: 32900-47020 / BB1201

| | |
|----------------|-----------|
| Suzuki GS250 | 1980 1981 |
| Suzuki GSX400E | 1980 1981 |
| Suzuki GSX400L | 1980 1981 |
| Suzuki GSX400S | 1980 1981 |
| Suzuki GS450E | 1981 1982 |
| Suzuki GS450L | 1981 1982 |
| Suzuki GS450S | 1980 1981 |
| Suzuki GS450T | 1981 1982 |
| Suzuki GS550 | 1980 |




Original

Description

CARMO-ADI

| | | |
|--------------------|-------------------|---------------|
| 1. : Orange/Weiss | 12V | Orange |
| 2. : Weiss | Ignition coil 1 L | Weiss |
| 3. : Grün/Weiss | Pick-up 1 L | Grün |
| 4. : Schwarz/Gelb | Ignition coil 2 R | Gelb |
| 5. : Braun | Pick-up 2 R | Braun |
| 6. : Schwarz/Weiss | Ground | Schwarz/Weiss |
| 7. : Schwarz/Weiss | Ground | Schwarz |



AMP connector description

You can just use a plier to mount the wires on the tab or receptacle
(also soldering the copper wire is better)

Or use the tool for it; AMP PRO-CRIMPER II (AMP code 58583-1)



On the bike loom;

